

Jesus Blesses Children

Grades
1-2

BELONG • LECTIONARY 27 • YEAR B

MARK 10:2-16



27

What's happening in this story?

While the lectionary reading begins with the Pharisees asking Jesus about divorce, today's lesson focuses on verses 13-16 with Jesus' thoughts on children. Jesus is first quizzed by the Pharisees about divorce. Jesus upholds the law because it is given by God and promotes strong families. Second, Jesus welcomes the children and holds them up as models of discipleship.

What does this mean for kids?

Jesus wanted to make sure people knew that women and children were important and loved completely and totally by God. While both of these groups were often mistreated or ignored in the society of Jesus' day, he wanted people to know these groups were valued members of the church. Kids can demonstrate Jesus' message today by welcoming and valuing all people in their church, school, and community.

What is the lectionary connection?

Marriage is a big deal, both in the Bible and elsewhere. Immediately after creating the first human being, God proclaims that it's not good for a man to be alone. Humans are made to live in community, and the most important building block of community is the family. God's will is that children experience belonging in loving families, as well as in loving communities of faith. Celebrate with kids that families and communities come in all shapes and sizes.

AGE LEVEL TIP

No one wants to be an outsider. Yet kids this age already know what it's like to be left out of a game, a party, or a seat at the lunch table. Mix kids up during today's lesson so that everyone can feel like they belong.



GENERAL SUPPLIES

- Construction paper
- Markers
- Glue stick
- Scissors

LESSON SUPPLIES

- Jesus (precut from page 2 of this Leader Guide)
- Hand wipes
- Ink pads (washable)
- Sticky notes

WHIRL SUPPLIES • WHIRL STORY BIBLES • DVD • WALL CHART • LEAFLETS

Do some kids arrive early? Try this.

Have kids fold sheets of construction paper in half twice, forming four squares. Then ask kids to unfold their paper and fill up the four squares by using markers to draw four different pictures of groups they belong to, such as sports teams, their class at school, and family.

Invite kids to gather near the Wall Chart.

Point out today's date, season (Season after Pentecost), color (green), and icon (footprints).

It's the Season after Pentecost! During this season, we will explore what it means to be God's people. The footprints in our icon remind us that we are on a journey as God's people, learning every step of the way. Point to today's Wall Chart wedge. **Today we will learn about belonging.** Invite a volunteer to glue the picture of Jesus (provided in bottom left corner below) to the Wall Chart. **Jesus wants all people to belong in God's kingdom.**

Kids lift hands, palms up, and say their names one at a time. Then all hold hands and say, **"Here are our hands together to do God's work today."**

Pass out leaflets and markers.

Hold up leaflet. **It looks like some of our friends need to find their way through a corn maze to Jesus. Corn mazes are huge mazes cut out of cornstalks in a farmer's field. Let's help our friends get through the maze!** After finishing the maze, ask, **Who is holding the kids back from getting to Jesus? Why would these adults keep the kids from getting to Jesus?** Allow kids to respond. **Jesus wants everyone to belong to God. Jesus wants kids to belong to God.** Collect their leaflets until Respond.



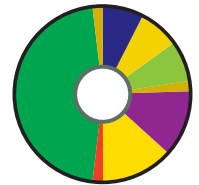
Gather kids around the screen where you'll watch the video.

We have two friends in our video today who we don't see very often. Let's watch and meet these friends.

View Episode 4, "The Broom," on the Whirl Year B Fall PreK–Grade 2 DVD.

Ask kids these questions about the video:

- Do Ada and Otto believe what the big kids tell them? What changes their minds?
- Do you ever want to be like kids who are older than you are?
- Has anyone ever made you feel like you are not old enough yet? Why?
- What word did Ruby use to describe talking about the Bible? Have you heard this word before?
- Who asks you what you think about Bible stories?



Pass out Whirl Story Bibles to kids.

Let's find our story today! Help kids find "Jesus Welcomes Children" on page 286. Start by pointing out the graphic that shows the footprints in the green circle for the Season after Pentecost. Before you read, invite kids to look for all the different hand signs.



Read the story and Ada and Otto's questions and comments on each page.

Ask these questions after you read the story:

- What is God's kingdom about? Who is God's kingdom for?
- What do you think a hug from Jesus feels like?
- What do think about the disciples in this story?
- Why do you think the parents wanted Jesus to know their children?
- Who blesses you?

Play together!

Play a game of Blob Tag in an open space. **In Blob Tag, we all become part of the blob and have to work together!** One child or leader is "It." As "It" gently tags kids, the tagged kids must hold hands in a chain with "It" and tag another kid with their free hand. The game continues until all kids are part of the blob. (Groups in smaller spaces can play this game on their knees.) When the game is complete, un-blob and talk about it. **What was it like when we all had to work together?**

BIBLE BIT

Women and children were not valued in Jesus' world. In today's story, Jesus sends a very strong message to his followers as to the place of children in God's kingdom.

WATCH IT AGAIN

What pictures are in Otto's pop-up book? What grade are Ruby and Gabe in?

OUR CHURCH

As a class, take an inventory of your church. How does your church include children of all ages? What activities are *only* for children? What activities are *only* for adults?

TODAY'S READINGS Job 1:1; 2:1-10 🌐 • Genesis 2:18-24 📖 • Hebrews 1:1-4; 2:5-12
Mark 10:2-16

RESPOND 10

Pass out leaflets, ink pads, markers, and hand wipes.

Unfold and tear off leaflet square.

1. Hold up a leaflet. **Let's look at our map of the United States! How many different states can you name? Look at the list of continents. How many countries can you name in the different continents?**
2. Take out ink pads. **Let's make a thumbprint on each place we belong to. I was born in** (fill in the blank), **so I'm going to put a print on that state.** Make a print. **Now let's all make a print on the state or continent where we were born.** Give kids time. **I belong to the state/country and continent where I was born. We all have connections to places. These connections help us belong.**
3. Explore other places on the map where kids have some connection. Kids might stamp places where they have lived or visited, or places where they have family history. Encourage kids who can't think of connections to put a thumbprint on every state or continent where people might be reading this Bible story today (that could be all of them!). **Let's get started putting a print on all the places where we have a belonging-connection.**
4. When kids are finished stamping, clean off inky fingers with hand wipes and compare maps. **Today we thought about all the places we have connections to. We came up with a lot of connections! We have one more connection to add to our map. We all are connected to God. We all belong to God. God isn't a country, state, or continent. God is bigger than any one place! So let's write "BELONG" really big with markers so it covers our map.**

LAUNCH 10

Circle up with kids for a quick review.

What does it mean to belong? To whom do we belong? Allow kids to respond. **We belong to our families, our schools, and our church. We also belong to God. Jesus taught us that all people belong to God—even kids! When Jesus said, "Let the little children come to me," he showed everyone that kids are important people of God.**

Pass out leaflet panels, markers, and sticky notes.

Show kids the sticky note messages on the leaflet, then invite each kid to copy their favorite two messages onto two real sticky notes. **Stick your messages up in our church as you leave today!**

Send kids out.

Kids lift hands, palms up, and say their names one at a time. Then all hold hands and say, **"Here are our hands together to do God's work today."**

Pray together: **Dear Jesus, thanks to you, we can spread love and sharing wherever we go so that all people belong! Amen.**

Thank kids for belonging to your group. Remind them of the Family Square on the other side of the leaflet.